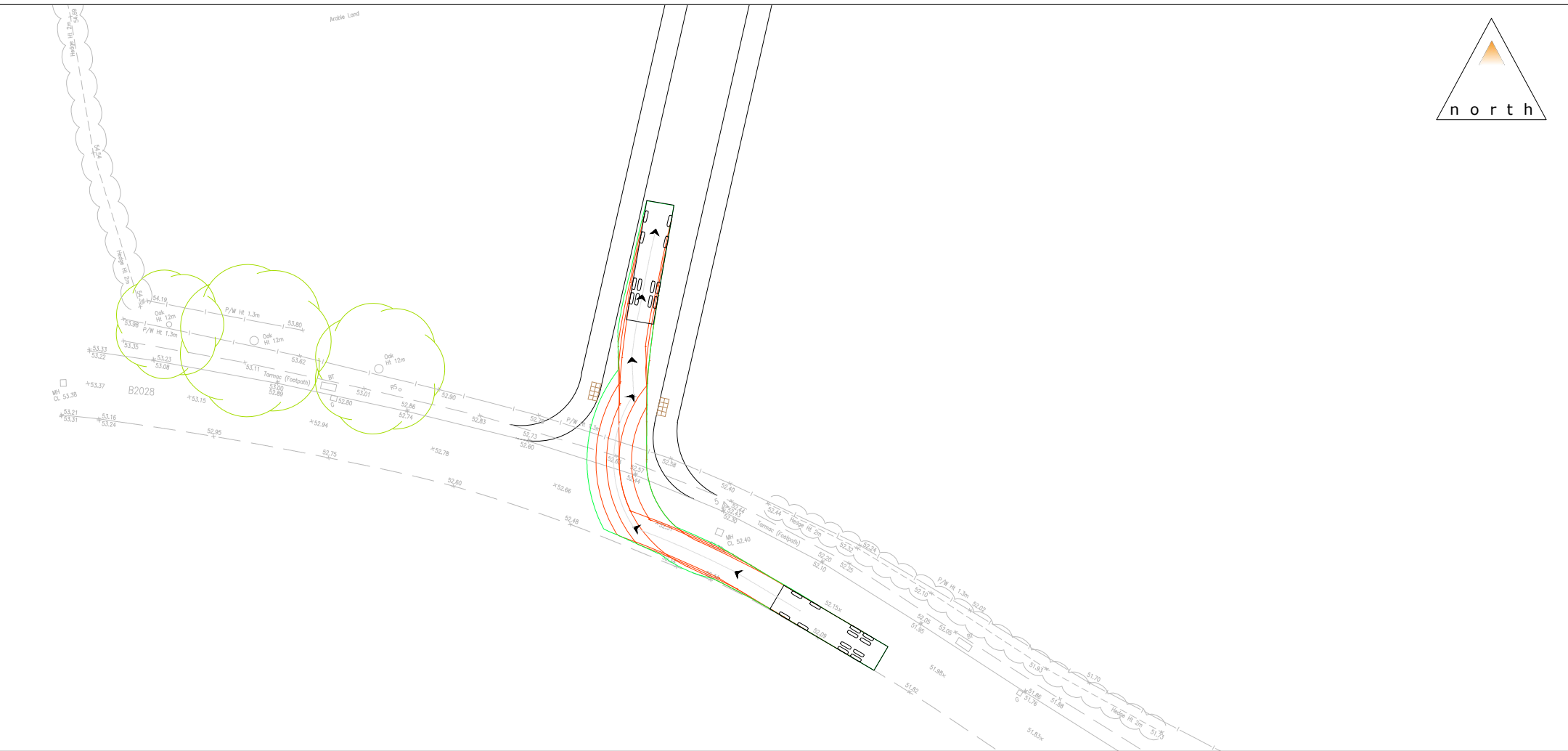
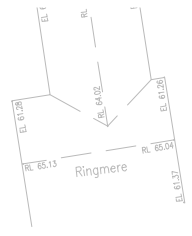
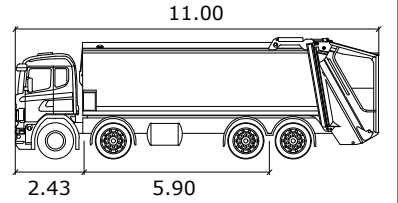


Entry Manoeuvre



Rev: Description: Date: Rev By: Chk'd:



Scania P340 (2005)
 meters
 Width : 2.50
 Track : 2.50
 Lock to Lock Time : 6.0
 Steering Angle : 33.5

Exit Manoeuvre



9 Greysfriars, Reading, Berkshire, RG1 1NU
 T: 0118 206 2930
 Guildford - London - Reading
 www.motion.co.uk

Project:
Land at Old Cottage, Station Road

Title:
Swept Path Analysis Proposed Site Access (Refuse Vehicle)

Client:
Woolbro homes Ltd

Drawing Status:

Scale: 1:500 (@ A3) Date: 18/07/2022

Drawn: DR Checked: DM Approved: DM

Drawing: Revision:

1912026 - TK01

C:\Users\p.dunn\OneDrive\Documents\Site Files\1912026\1912026\Drawings\TK01.dwg